

BIOGEOMETRY[®]

WISDOM OF THE PAST, MEETS SCIENCE OF THE FUTURE

Online BIOGEOMETRY FOUNDATION TRAINING

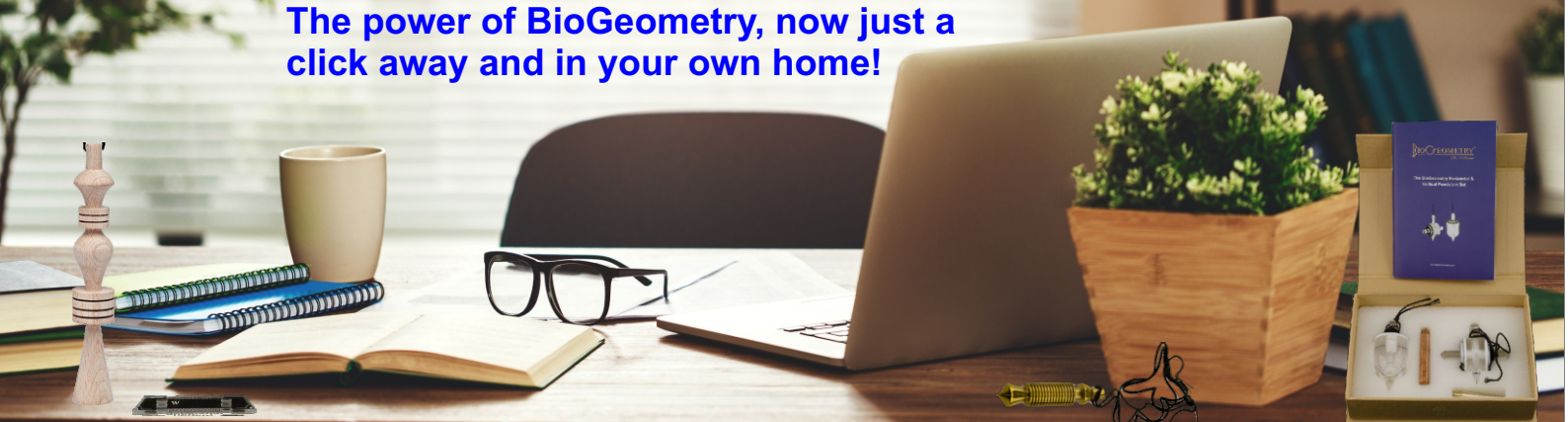
with Kris Attard, Certified BioGeometry Instructor
1 - 19 August 2020

**BioGeometry is coming to your computer!
Now you can train in this exciting discipline
in the comfort of your own home.**

**Learn to energetically balance the spaces
we live in, use BioSignatures for health,
neutralize electromagnetic radiation even
5G and geopathic stress, harmonize your
self and your food, and so much more.**

**16 lessons, the entire foundation training
over 19 days, a combination of captivating
PowerPoints, video lessons and live online
sessions with Kris so you can benefit from
his passionate teaching style for which his
workshops have been in demand for over
two decades, in 17 countries.**

**The power of BioGeometry, now just a
click away and in your own home!**



www.biogeometry.ca

What is

BIOGEOMETRY?

BioGeometry is a fascinating holistic discipline. It is a science of energy that enables us to understand life's phenomena in terms of the subtle energy interactions they are, and more importantly, use this awareness with certain skills to create balance and harmony in all aspects of our life. The methods are based on Nature's own language of shape; they are simple to understand and implement - yet highly potent in the results they achieve.

The aim in BioGeometry is to generate the same beneficial energy qualities and frequencies found in the core of Nature's forming principle from which everything arises, and use these qualities to restore balance at all levels from the physical to the spiritual.

BioGeometry has far-reaching applications in everyday life ranging from health, personal growth and spirituality, to architecture and design, agriculture, gardening and many other fields.

In today's increasingly stressful environments, we can all benefit from learning to harmonize our living and working spaces, our food and ourselves, and neutralize detrimental factors such as electromagnetic radiation and geopathic stress. BioGeometry's scientifically proven solutions can have significant positive impact on your well-being and that of your loved ones, on all levels.

WHAT ARE THE ORIGINS OF BIOGEOMETRY?

BioGeometry was founded in 1974 by Dr. Ibrahim Karim of Cairo, architect, philosopher and author. The fruit of decades of research, BioGeometry brings together ancient wisdom from the once secret temple sciences of Egypt, with the 20th century radiesthesia research on shape-caused waves, made into a practical discipline through Dr. Karim's own groundbreaking research, modern scientific insight and a holistic worldview. Dr. Karim has created a practical discipline that unites science and spirituality, and offers huge benefits to the individual and to humankind.



HOW DOES IT WORK?

We are all dynamic living energy systems existing in the sea of vibrations that is our world. On invisible levels, our vital energies are in constant interaction with each other and with our environment, exchanging energy effects on all levels. These exchanges are crucial as they affect our health, quality of life, state of mind and level of consciousness. BioGeometry uses the subtle energy effects of geometric form, colour, angle, etc to introduce natural balance on all levels of being. The result is a powerful, interactive way of creating harmony in living things and spaces.

THE RESEARCH?

BioGeometry's effectiveness has been demonstrated in various research and projects in different fields including (amongst many others):

- Successfully harmonising detrimental effects of electromagnetic radiation in Switzerland, commissioned by Swiss local government
- In different studies at Cairo universities, the use of Biosignature forms gave startling results in treatment of Hepatitis C and restoring serotonin levels against stress, when compared to pharmaceutical solutions.
- Agricultural and animal husbandry research which showed maximum results without pesticide and chemicals
- Producing results in the performance of children with ADHD through BioGeometrical balancing of their classrooms
- Architectural projects in USA, Canada and the Middle East
- Dr Masaru Emoto of Japan demonstrated BioGeometry's harmonizing effect on water crystals

The best proof you will have will be your own results when you begin to apply BioGeometry in *your* life!

SOME COMMENTS FROM KRIS' LIVE BIOGEOMETRY TRAININGS

"Every minute was amazing.... I can honestly say this was the best training I have ever been on!"

"A truly life-changing, eye-opening experience!"

"I really enjoyed the course and look forward to balancing my home, garden and clinic."

"This course was wow, went past my expectations and I can see it taking me a long way!"

"It created outstanding perspectives and amazing scope for me and my work! Thank you!"

"The knowledge, passion, sense of humour was uplifting. The 6 days went too fast – I loved it!!!"

"What an incredible mind-blowing experience. Thank you for bringing us Dr.Karim's work and thousands of years of knowledge and tools!"

"I thoroughly enjoyed Kris's enthusiasm, knowledge and wisdom. BioGeometry has changed my life forever!"



WHO IS THIS TRAINING FOR?

Anybody. The training appeals to architects, designers, landscapers, holistic practitioners, healers, metaphysical students, artists, Feng Shui consultants, farmers... but basically anybody interested in bringing harmony into their life, or understanding and affecting the invisible levels for their well-being and those around them.

WHAT ARE THE BENEFITS?

The first benefit BioGeometry gives is the expanded holistic worldview. Its concepts shed new light on life in terms of being complex interactions of energy and qualities, both at the tangible levels as well as the hidden subtle energy levels. The practical applications are numerous.

- You can balance the energies in your home or office, for your benefit and those around you
- Minimize the effects of electromagnetic radiation, geopathic stress and various negative factors which assail us
- Help promote health and well-being with BioSignature patterns which assist the body's systems.
- Create favourable conditions for plants, crops or animals
- Discern if something is suitable for you (or others) or not
- Learn to design anything, be it a house or a logo, that emanates the harmonizing qualities of BG3.

HOW IS THE ONLINE COURSE STRUCTURED

16 Lessons in English (the entire Foundation Training normally taught over 6 live days). You will learn through four media:



1. The main Lesson is a recorded **PowerPoint presentation** with the instructor's detailed voice commentary. Slides are visual, comprehensive and clear.

2. Many lessons also have a **Video Lesson** in which the Instructor teaches the technique and demonstrates its actual use in the home.

3. Eight **Live Online Sessions** on scheduled dates (pg 7), you log in on Zoom and join the class. Sessions will review the previous Lesson, answer questions and assess each person's progress with the techniques.

4. Each Lesson has the PowerPoint in **PDF** form, plus the necessary charts, Biosignatures, Emitters etc you need to print.

The PDFs download to your hard-disk for you to keep, while the Lessons and Videos can be viewed as often as you need for three months after the end of the course.



LESSONS IN THE ONLINE FOUNDATION TRAINING

Note: all the material will be covered, but what is addressed in which Lesson may be subject to variation.

INTRO HOW TO USE THE COURSE; GETTING STARTED

How to use the course, download the lessons and join in the live sessions. Tips on studying the material and practicing the techniques in your daily life.

LESSON 1 INTRODUCTION TO BIOGEOMETRY & QUALITATIVE SCIENCE

The Instructor; The Founder; What is BioGeometry. Research & Projects; Mankind's serious situation; Hazards of the wireless age; Our worldview & mission; Qualitative vs quantitative science; Humanizing technology; The shift in human consciousness; The physics of quality; Process of perception; Sensory scales.

LESSON 2: RADIESTHESIA - FROM SECRET TEMPLE SCIENCES TO TODAY.

Radiesthesia in ancient times: Neolithic, Ancient Egyptian, Chinese, medieval, European; Discoveries from the French radiesthesia school; Shape-caused waves; Work of Enel, Turenne, Chaumery & de Belizal; The 12-band Energy Spectrum; Vertical & horizontal waveforms and their implications; the discovery of Negative Green, the qualities of its horizontal and vertical forms; The Cone Fictive principle.

LESSON 3: PENDULUM USE PART 1 - VIBRATIONAL RADIESTHESIA & THE HORIZONTAL DIAL

PENDULUM. Vibrational vs mental radiesthesia pendulum methods; The Vertical & Horizontal Dial pendulums; Using the Horizontal pendulum to detect visible & invisible colours; The role of the number 7; Fixed Polarity emitters, the principles of Domes; uses in spiritual roles; energetic correction of dome structures.

LESSON 4: BG3 -THE ONE HARMONIZING QUALITY & METHODS OF CREATING BG3.

The One Quality; the centre of Nature's Forming Process; Dr. Karim's discovery of the BG3 qualities; The 3 components; Higher Harmonic of Gold; Higher Harmonic of Ultra-Violet; Horizontal Negative Green; Principles for creating BG3; BioGeometry and Alchemy; Numbers that generate BG3; The Golden Section; Sirius Odyssey and Silent Sound CDs; the Energy Key principle, and use in home layout.

LESSON 5: PENDULUM USE PART 2 - THE BG16 PENDULUM-EMITTER & DETECTING BG3.

The BG16 as an emitter: use in harmonising food and healing; using the BG16 to detect BG3; Detecting the components separately with the horizontal dial pendulum; How BG3 manifests in lines and crosses; the ancient Dolmen Principle and its use today; Using the Dolmen Principle with furniture;

LESSON 6: FINDING PERSONAL WAVELENGTHS, IMBALANCES & TESTING OBJECTS.

The neutral pendulum as an instrument of resonance; The Witness principle; Ethics & Permissions; Resonance while working with others; Clearing your energies; Intro to Planes of Nature; the IKUP, emitter & receiver on all planes; How to find Personal Wavelength; Testing Objects; principle of map dowsing; Finding imbalances; BG3 calibration; Ancient Egyptian scepter emitters & the Djed-Wadj; distant emission of BG3.

LESSON 7: L-EMITTER FORMS AND THE BG SCALE RULER. Transcendental portals to Infinity; the circle and Circumpunct; the L-emitter principles; different angles and their role; use of L-emitters in personal & home harmonization; Pythagoras' triangle; Principle of the BG Scale Ruler; Using BG Scale Ruler to measure BG3 of people, spaces, items.

LESSON 8: BALANCING WITH NUMBERS & BI-LOCATION TECHNIQUE. Ancient use of numbers, both secret and overt; Energetic quality of numbers; using Strips; Special numbers for correcting & balancing; Balancing with Numbers Technique; the Bi-Location Technique; Using Emitter sheets: immunity, clearing, biosignatures emitters.

LESSON 9: OBJECT ROTATION FOR BG3. Angles & energy quality; The Pi-Ray of Initiation in the Great Pyramid; Centering vs Balancing; Principle of Object Rotation & Placement for BG3; Material Balancing Wheel principle; Blank Circle Exercise.

LESSON 10: THE COLOUR PLACEMENT TECHNIQUE. Principle of the technique; Energetic colour pairs; Procedure; Balancing rooms, furniture, items; The Polarity technique.

LESSON 11: HARMONISING OURSELVES, OUR FOOD & OUR LIFE. Multi-dimensional Harmony; Repairing the Steps of Our Life; Harmonising Food, Water, Medicines; Correcting toxic materials; BG protective items: pendants & rings, Home Kit; the role of spiritual integrity; prayer & blessing; living in Excellence; ancient principles of Ma'at.

LESSON 12: ELECTRO-MAGNETIC RADIATION & ITS HARMONIZATION. Vertical nature of EMR; hazard to subtle bodies; standing wave effect; Electrosmog & 5G; correct attitudes, practices and precautions; harmonising electric supply, fuse box, sockets, appliances, WiFi, etc; Mobile phones measures and harmonisation.

LESSON 13: EARTH ENERGIES, GEOPATHIC STRESS & THEIR HARMONIZATION. Nature of earth energies & our work with them; types of earth energies; underground water; crossings, vortexes & spiritual powerspots; man's history with earth energies; alignments of sacred buildings; Hartmann & Curry grids; Benker cubical grids; Geopathic Stress; Van Pohl & Carsten studies; babies, animals & trees response to geopathic stress; BioGeometry approach; using the Vertical Dial Pendulum; detecting gridlines; harmonizing gridlines; making bedrooms geopathically safe.

LESSON 14: BIOGEOMETRY DESIGN PRINCIPLES. Role of BioGeometry Design; spiritual journey; Harmonious ancient town planning vs today; Principles: Centre of Rotation, Shifting, Rotation, Transparency, Perspective, Interface, Double Interface, BG forms; Corrective design; BioGeometry in graphic design; logo exercise; energetically correcting pyramids

LESSON 15: BIOSIGNATURES FOR HEALTH. Man as an open energy system; the Bio-field; The energy dynamics of a line; Directionality; What are BioSignatures; comparison with symbols; the Biosignatures collection; The Divine Attribute Biosignatures; harmonising imbalances with Biosignatures; general health maintenance session technique; Follow-up methods; Clearing & emergency Cards; dancing the Biosignatures; Mandalas.

LESSON 16: CONCLUSION. MOVING AHEAD WITH BIOGEOMETRY. Practicing your skills; Implementing BioGeometry in your life; books and items; Ethical considerations; Advanced Training, Special Topics & Practitioner Training; BioGeometry groups.

WHAT DO I NEED TO DO THE ONLINE TRAINING COURSE?

The coffee is optional, but here's what you definitely need...

HARDWARE: A computer or tablet with a functional internet connection, equipped with camera and microphone for the Live Sessions, and a printer to print out the charts from PDF.


SOFTWARE: PowerPoints and Videos are viewed in the usual way you watch videos on your device, apart from YouTube. View PDFs the same way you are viewing this brochure. Zoom is easily downloaded, we will supply instructions on how to connect and use it, which is easy.

BOOKS: Dr. Karim's books *Back To A Future for Mankind* and *BioGeometry Signatures* are essential reading to every BioGeometry student to support your course. They are available from Amazon.

THE ESSENTIAL TOOLS: You will need the following BioGeometry tools for this training, as well as to use afterwards in your everyday life to do the techniques:

1. **BG16 Pendulum-Emitter.** Besides detecting the BG3 harmonising qualities this tool also emits them, making it useful for healing, harmonising food, opening chakras, etc
2. **IKUP Pendulum.** Used to measure personal wavelength and affinity, useful for all kinds of energy work, esoteric research, etc as it connects to all the planes of nature.
3. **Dial Pendulums.** These two pendulums enable us to measure the 12 energy bands in both horizontal (beneficial) and vertical (detrimental) waveforms and Earth energy grids.
4. You also need the **BioGeometry Home Kit** which consists of a BG Cube which can help harmonise an entire building, Strips for balancing the electricity and water supply, adhesive L forms for balancing windows, mirrors and appliances; and a BG3 charging plate. Great to have in the home, as you will see

All items will be bought by the student by mail order before the course. The pendulums are needed immediately for the training, while the Home Kit needed later in the training.



ONLINE BIOGEOMETRY FOUNDATION TRAINING DATES SCHEDULE

Table shows dates when recorded Lessons become available online (usually the previous evening). There is allowance of at least a day to study Lessons, hence the blank days. Live Online Sessions will then give you the opportunity for any questions you have about that Lesson(s) to be answered, and for the techniques practise to be assessed. Questions are ideally sent by email in advance, though it is possible to ask questions that arise . The Live Session will also introduce briefly subsequent Lessons.

Saturday, August 1	Intro	Live Intro session (1hr)
Sunday, August 2	Lessons 1, 2, 3	
Monday, August 3	Lesson 4, 5	Live Session (1- 2hr) on Lessons 1,2, 3
Tuesday, August 4		
Wednesday, August 5		Live Session (2 - 3 hrs) on Lessons 3, 4, 5
Thursday, August 6	Lesson 6, 7, 8	
Friday, August 7		
Saturday, August 8	Lesson 9, 10,	Live Session (2 - 3 hrs) on Lessons 6, 7, 8
Sunday, August 9		
Monday, August 10		Live Session (3 hrs) on Lessons 9, 10,
Tuesday, August 11	Lesson 11, 12, 13	
Wednesday, August 12		
Thursday, August 13		
Friday, August 14		
Saturday, August 15	Lesson 14	Live Session (1 hr) on Lessons 11, 12, 13
Sunday, August 16		
Monday, August 17	Lesson 15, 16	Live Session (2 hrs) on Lesson 14
Tuesday, August 18		
Wednesday, August 19		Live Session (1-2 hr) on Lesson 15, 16 + Concl



Lessons come online from the dates shown and remain accessible for three months.

The Online Live Sessions will start at 1700 GMT / 1500 EDT / 1000 CDT (The aim is to adhere to the times as much as possible, but times are subject to amendments).

Sessions' duration varies according to the content of the Lessons, the objective that need to be addressed and the number of questions to be answered.

F.A.Q.

I have no experience of these kind of subjects, will I manage to understand BioGeometry?

Absolutely. The *geometry* in the name refers to the study of form, not any complex geometry learnt in school. The subject is easily understood by anyone in fact our courses are attended by people from all walks of life. The techniques are also easily mastered but as with all techniques, practise is necessary.

Does one need to be computer savvy to do an online course?

If you can click on a link to watch a video, and if you have ever used Skype or video chat , you are already there. The program we use for the online sessions is Zoom, and it is easy to use, and full instructions will be provided.

Is there a career track I can follow in BioGeometry?

Yes! As the name implies, Foundation Training gives you an understanding of the concepts and a functional mastery of its core methods. The Advanced Training will make you eligible to attend the live Special Topics events organised from time to time by the founder. But more importantly, you will be able to join the specialised training to become a BioGeometry Home Environmental Balancing Practitioner licensed by the BioGeometry organisation to promote yourself as a working Practitioner offering paid services to balance people's homes, a service whose need is only increasing with time.

Will all the material remain permanently available when the training is over?

A challenge of any online training is to ensure that students leave the course with as good a knowledge of the material as live course participants do. In a live training, one learns the material in the correct sequence and within the time frame of the duration of the course. To replicate that same kind of focus, we are posting the Lessons online in sequence, and they will be available for viewing any number of times for three months after the end of the training. You will however have the PDF of each slide lesson to keep permanently. These measures are to help ensure our students leave the course with a good level of understanding and competence in BioGeometry.

Can the training be shared with others?

No. By registering for the training, the student formally undertakes not to share with anyone else the passwords received to access the material, or the material itself. Any indication on the system that others have been granted access to a student's Lessons will regretfully result in revoking that student's access to the course material.

Do I need to have my camera on during Live Sessions?

Yes, for two important reasons. Firstly to have a sense of a class group, as learning is always helped by friendly interaction. But more importantly, your camera can enable the instructor to assess your progress with the pendulums techniques. So be aware how to adjust the angle of your camera when requested so your hands using the pendulum will be in clear view.

F.A.Q. (continued)

I already own pendulums and am skilled in using them, do I still need to buy the BioGeometry ones?

Yes, because in BioGeometry we do not use the classic question & yes/no answer, but the Vibrational Radiesthesia method developed by the old French school. It is extremely important that students work solely with this method for BioGeometry techniques as the testing relies not on mental questioning but on actual vibrational resonance with the emissions of the object/ person/space being tested, which is more objective. All the BioGeometry pendulums are calibrated to geometrically resonate with the energy qualities they are detecting, and are hence compulsory for the training.

Does the training involve exams?

Not during the course but within two weeks after the training, you will need to submit five assignments chosen from a list. If you followed the training, you will have no difficulty with these, but in case you do there will be allowance, within obvious limits, for you to amend or re-submit accordingly so as to be successful in the training and receive your certificate.

I am undecided between taking an online training or attending a live one. What's the difference?

The same material is covered but each format naturally has its unique qualities. Live training gives an intense 6-day immersion in the subject with the instructor and the class. The online is more focused on personal study at home in your own home, and contact with the instructor is in the live sessions and email, it involves no travel and can be slotted into one's family or work life.

How can I ask questions during the training?

One scope of the Live Zoom Sessions is for the Instructor to answer questions. You can email technical questions in advance so that they will be answered during the session, so all the class benefits from the answer. If a question needs to be answered personally, it will be done by email. After the training, you can still email questions to the instructor.

When will I need to have the compulsory BioGeometry tools?

The three pendulum sets (BG16, IKUP and Vertical & Horizontal set) you will need immediately, so please ensure you register in good time to receive those by the time the training starts. The Home Kit will be needed to practise Lesson 13 and one of the assignments later in the training.

What if I cannot make it to a Live Session

In a live training one either makes it to a lesson or misses it, and the same applies with Live Online Sessions. Although no new material will be given in the Sessions that is not covered in the recorded Lessons, nonetheless they are crucial for consolidating what one studied in the previous lesson as well as answering questions.

Can I speak about BioGeometry to others?

Yes of course. Just use your discretion as to what to say in order to avoid others misunderstanding what BioGeometry is.

YOUR INSTRUCTOR



“Join me in this fascinating journey into the amazing alchemy of form!”

Kris Attard is an international teacher from Malta who has been involved in the study of ancient wisdom and holistic science for many years. He is one of a handful of BioGeometry Instructors in the world, having been certified by the founder of BioGeometry Dr Ibrahim Karim in Egypt. Kris has been training people since 1995 and has conducted workshops in 17 countries on intuition, sacred geometry, symbols and related subjects. His clients have ranged from public to specialised groups and large companies. He was senior instructor of MindScape intuition training for several years, and his training background has included various methods of mind dynamics, NLP, gestalt psychotherapy, energy medicine, traditional Feng Shui and various spiritual philosophies. He is the author of the MindScape Manual and is publishing exclusive research on the sacred geometry of the ancient Neolithic temples of the Maltese Islands.

ONLINE BIOGEOMETRY FOUNDATION TRAINING 1 - 19 Aug 2020 Training fees & details

Requirements: None but students are required to sign the **Students' Agreement**, which is intended to protect BioGeometry and its standing.

Course fee: **Total training & essential tools investment = €1380** consisting of:

- **Registration = €983** (Price includes access to all 8 Live Sessions, access to view Lessons and Videos an unlimited number of times for three months, permanent download of all PDFs of slides, charts, Biosignatures, etc)

Repeat participants who have already done Foundation training = €460
(*Note: certificate or other proof of the training you did must be provided*)

- **Essential tools = €397** (A discount of 25% off the Europe € prices. (This is valid ONLY for these tools bought as part of the Online Training).

BG16 Pendulum-Emitter = €55 (instead of €73)

IKUP Pendulum-Emitter = €55 (instead of €73)

V & H Pendulums (set of 2) = €93.70 (instead of €117)

BioGeometry Home Kit = €194 (instead of €225)

Free shipping to most places in Europe, USA, Asia and Africa until our stocks last. (If our shipping providers are not able to deliver to some country, or the order is needed expedited, free shipping does not apply. If you already own any of the above items, let us know and they will be deducted from your price and order.

Please contact Kris Attard at hermetic222@gmail.com or +356 9944 4106 for registration form & details for payment transfer.

We look forward to welcoming you to BioGeometry!